



SPECIALIZED EQUIPMENT
FOR ROOFING INDUSTRY



www.grizzlyequip.com

GRIZZLY™

ON DECK EQUIPMENT**101 000 MINI MOPPER**

The **GRIZZLY** mini mopper features a hole every inch for ideal flow adjustment as well as a wide rear leg for stability and to avoid puncturing the roof membrane.

A split handle allows getting close to protrusions when mopping, and a single lifting eye makes hoisting much easier.

101 000 - 40" METRIC

102 000 - 36"

104 000 - 48"



101 050 Screen sold separately

110 000 GRAVEL SPREADER

The **GRIZZLY** manual gravel spreader is 36" wide and will hold 6 cu. feet of either pea gravel or large ballast rock. (1/4" to 1-1/2" diameter)

The adjustment of the dispensing door is simple and the handle is removable for storage. The rear wheel is offset for operator comfort.

Easy to push and operate, the manual spreader is a mate to the mini mopper.

**121 000 MOP BUGGY**

The **GRIZZLY** 24 gallon mop buggy will carry hot asphalt on small or large jobs safely and effectively. Its wheels are set back to make it easy to pull it onto insulation.

The handle is reinforced and is made like a "T" to keep it from slipping when pulling. The rim is rolled to reduce mop drag. The mop buggy comes equipped with a single lifting eye.



GRIZZLY™
GRIZZLY EQUIPMENT
1-888-325-9953

ON DECK EQUIPMENT



**140 000SW - MODEL
WITH SOLID WHEELS**

140 000 LG 18 TRAILER

The **GRIZZLY** little giant trailer is an all purpose trailer that can be loaded with rolled goods, plywood, insulation, debris and even a 55 gallon insulated tank when fitted with the proper channels and tank rods.

The LG 18 trailers feature 18 X 8.50-8 wheels and can be attached to one another to be used as a convoy. The drop handle acts like a brake when dropped.



**140 700
Dump Tray sold
separately**

141 000 LG 8 TRAILER

The **GRIZZLY** little giant trailer is an all purpose trailer that can be loaded with rolled goods, plywood, insulation, debris and even a 55 gallon insulated tank when fitted with the proper channels and tank rods.

The LG 8 trailers feature 400 X 4.80-8 wheels and can be attached to one another to be used as a convoy. The drop handle acts like a brake when dropped.



**141 000SW - MODEL
WITH SOLID WHEELS**



144 000 UTILITY CARRIER

The **GRIZZLY** utility carrier can be used to transport all kinds of materials on the roof in addition to its principal use of safely transporting an insulated tank containing hot asphalt. Sold with channels and tank rods. This carrier is compact and very manoeuvrable because of its heavy duty swivel front wheel.



145 500 INSULATED HOT TANK

GRIZZLY insulated tanks are manufactured using all new materials, not recycled 55 gallon drums. All our tanks are water tested for leaks before they are insulated and jacketed. The hot tanks can be mounted on different machines such as:

- 140 000 and 141 000 Little giant trailers
- 144 000 Utility carriers
- 330 000, 332 000 and 333 000 Workhorses
- 340 000 Predators

www.alcor-inc.com
1-888-325-9953



***601 201 Draincock -
sold separately**

ON DECK EQUIPMENT

147 000 HOT STUFF CARRIER



The **GRIZZLY** vertical hot lugger was designed to allow a compact and efficient way of supplying hot asphalt on the roof. It is also a great way to hoist hot asphalt directly to the roof for small repairs without having to set up the roofline.

The **GRIZZLY** vertical lugger is insulated and fully welded to keep its insulation dry, its rear swivel wheel features a parking wheel lock.



*601 201 Draincock - sold separately

152 000 TILT'N GO

The Tilt'N Go is very simple to use. Simply deposit 1, 2 or 3 cans in the Tilt'N Go, bore the cover with one or more holes, depending on the viscosity of the product with the provided punch and tilt the cans to pour product.

When finished or if you want to stop, simply return to the raised position. A clean and efficient way of applying glues, adhesives, primers, re-saturates, etc.



180 000

TRASH CHUTE HOPPER

Heavy duty metal hopper for standard chutes.

- 3 rings for chute chains
- Wide mouth with sides
- Light weight and durable
- Can support up to 30 chutes.



GRIZZLY™
GRIZZLY EQUIPMENT
1-888-325-9953

THE MANUFACTURER RESERVES THE RIGHT TO CHANGE SPECIFICATIONS AND DESIGNS WITHOUT NOTICE.

202 000 WHEELBARROW

The real roofer's wheelbarrow has been made even better. We have increased the length of the protective nose piece to keep the wheelbarrow from rolling back when dumping.

Very well balanced, it will save your back!! It is provided with a lifting ring. Once you use this wheelbarrow you won't go back to any other.

202 000SW - MODEL WITH SOLID WHEELS



203 000 WHEELBARROW

The real roofer's wheelbarrow has been made even better. We have increased the length of the protective nose piece to keep the wheelbarrow from rolling back when dumping. Very well balanced, it will save your back!! It is provided with a lifting ring. Once you use this wheelbarrow you won't go back to any other.

The 203 000 wheelbarrow is fitted with extra wide 18 X 8.50-8 wheels for use on EPDM or any other surface where spreading the weight is important.

203 000SW - MODEL WITH SOLID WHEELS

220 000 VOYAGER 1

A safe and easy way to transport a 100 lbs propane tank to and around the roof. The single voyager was designed to carry one propane tank securely nestled inside its frame and held in place by chains.

Hooks are provided to keep your torch and hose from dragging on the roof. You can even carry a fire extinguisher. Features a lifting ring to safely lift the voyager 1 and tank to the roof and a bent lip to avoid damaging the roof membrane.

220 000SW - MODEL WITH SOLID WHEELS



221 000 VOYAGER 2

Hooks are provided to keep your torch and hose from dragging on the roof. You can even carry a fire extinguisher. Features a lifting ring to safely lift the Voyager 2 and tank to the roof and a bent lip to avoid damaging the roof membrane.

221 000SW - MODEL WITH SOLID WHEELS (NOT THE SWIVEL WHEEL)

www.alcor-inc.com
1-888-325-9953



HANDLING

225 000 TRANSPORTER

The **GRIZZLY** Transporter is the ideal way to move insulation, tentest, felt, etc. around the roof with ease.

The **GRIZZLY** Transporter has a maximum capacity of 800 lbs and is equipped with 18 X 8.50-8 pneumatic wheels to protect the roof membrane. The transporter is available in three models.

225 000: Transporter with swivel rear wheels.

225 000SW: Model with solid wheels

227 000: Transporter without rear wheels

227 000SW: Model with solid wheels



225 000



225 000



227 000

230 000 ROLL CARRIER

NEW!

GRIZZLY propose a new roll carrier. This equipment is perfect to transport, move and unroll any rolled material up to 13' wide.

- Consist of 2 dollies and main tube
- It is on bearings for easy maneuvering and unrolling
- Can accommodate up to 13' rolls with a minimum core 3"

230 000SW - MODEL WITH SOLID WHEELS



GRIZZLY™
GRIZZLY EQUIPMENT
1-888-325-9953

THE MANUFACTURER RESERVES THE RIGHT TO CHANGE SPECIFICATIONS AND DESIGNS WITHOUT NOTICE.

301 000 ROOF CUTTER

A proven design, great for any size job. The single cutter is available with a GX270 Honda engine.

A remote air breather helps keep dust particles away from engine. A centered lifting ring makes it quick and easy to lift to the roof.



303 500/ 303 600 PIRANHA ROOF CUTTER

The Piranha roof cutter from **GRIZZLY** is the best cutter you can find. We have equipped the model 303 500 with a GX340 Honda engine & the model 303 600 with a GX390 Honda engine, a single lifting ring, a machined depth control arm, and a floating blade cover for safety.

A remote air breather is placed high, away from the dust. Changing V-belts has never been easier, simply relieve the belt tensioner and replace the old belts with new belts.



304 000 MINI ROOF CUTTER

This **GRIZZLY** mini cutter has a GX200 Honda engine and is perfect for tight spots. The handle is adjustable and can fold down to allow cutting under structures that have 18" clearance.

The floating blade guard can be raised for inspecting and changing the blade. The mini cutter is very light, making it ideal for small crews, repair crews and small areas. This cutter can be lifted to the roof using a ladder hoist as long as it is held securely of course.



POWERED DECK EQUIPMENT

320 000 HYDRAULIC ROOF REMOVER

GRIZZLY's hydraulic roof remover is loaded with innovations. This machine is fully hydraulic, no differentials or transfer cases. Two hydraulic motors drive the wheels and the blade is driven from a third hydraulic motor. The engine is GX340 by Honda.

This technology provides **GRIZZLY** with the advantage of controlling each of the wheels individually to allow forward, reverse and even turning, an industry first! The direct drive on the blade allows for stroke control going from 0 strokes per minute to about 400 strokes per minute. The operator now has control over this crucial part of the roof removing process knowing that light concrete and polystyrene will rip off at different settings, another industry first. Wide tires provide excellent traction and spread the weight.

Equipped with solid wheels

Length: 72"
Width: 32"



Improved model



New features:

- New look
- Frame stronger
- 1" Differential
- Complete chain guard

330 000 + 332 700

330 000 WORKHORSE

Equipped with a GX160 Honda engine, this Workhorse can handle a number of jobs. The Gravel spreader attachment will spread large or pea gravel. The dump tray attachment is used for moving debris or material and the hot tank will supply hot asphalt on larger jobs. The **GRIZZLY** Workhorse has an independent brake and clutch mechanism that can be easily adjusted.

OPTIONS

- 145 500: 55 gal. insulated tank
- 330 100: Tank channel
- 330 500: Gravel spreader
- 330 700: Dump tray
- 332 700: Large capacity dump tray

330 000SW - MODEL WITH SOLID WHEELS



330 000 + 330 700



330 000 + 330 500



330 000 + 145 500



GRIZZLY™
GRIZZLY EQUIPMENT
1-888-325-9953

THE MANUFACTURER RESERVES THE RIGHT TO CHANGE SPECIFICATIONS AND DESIGNS WITHOUT NOTICE.

POWERED DECK EQUIPMENT

332 000 HYDRAULIC WORKHORSE GX270 HONDA ENGINE

This machine is equipped with a hydraulic dump tray which allows a greater load capacity since the operator does not need to raise the tray physically. The operator controls forward and reverse using only one progressive control lever allowing smooth departures and stops with precision.

The brake is locked and un-locked automatically.

The dump control lever is also smooth and precise.

332 000SW - MODEL WITH SOLID WHEELS



All options are sold separately

Improved model



New features:

- New look
- Frame stronger
- 1" Differential
- Complete chain guard

333 000 WHEELS UNDER WORKHORSE

The wheels under Workhorse has the same great features as the 330 000 Workhorse but has its wheel set under its frame for a more compact and narrower unit. It uses the same attachments as the regular Workhorse except for the 333 500 gravel spreader which is specifically made for it. Equipped with a GX160 Honda engine, this Workhorse can handle a number of jobs.

The gravel spreader attachment will spread large or pea gravel. The dump tray attachment is used for moving debris or material and the hot tank will supply hot asphalt on larger jobs. The **GRIZZLY** Workhorse has an independent brake and clutch mechanism that can be easily adjusted.

333 000SW - MODEL WITH SOLID WHEELS



POWERED DECK EQUIPMENT

340 000 PREDATOR

GRIZZLY has developed the Predator, a rugged and very efficient machine engineered to be simple to operate and maintain and compact enough to work in tight areas.

With its differential and dual rear swivel wheels, the Predator has a zero turning radius. When you combine the Predator's 36" overall width to its manoeuvrability the Predator can work in places others only dream about.

The Predator is an ideal machine to haul material, may it be debris, stone, sand, cement, dirt, rolled goods, boxes, plants, insulation, you name it, it will carry it!!!

The Predator's many attachments will help you do the job without headaches or backaches.



Available attachments (Sold separately)

- 340 300 Hot tank support
- 340 400 Platform with swivel wheels
- 340 450 Engine guard
- 340 700 Dump tray
- 340 800 Deep tray 30"



GRIZZLY™
GRIZZLY EQUIPMENT
1-888-325-9953

THE MANUFACTURER RESERVES THE RIGHT TO CHANGE SPECIFICATIONS AND DESIGNS WITHOUT NOTICE.

POWERED DECK EQUIPMENT



350 000 ROOF PLANER

For large or small jobs, can get you to within an inch of walls or curbs.

The **GRIZZLY** Planer runs smoothly minimizing operator fatigue and producing a table top smooth finish. With the new height adjustment handle, height adjustment is now as easy as turning a handle. This Planer features a GXV340 Honda engine and four carbide pins that are very solid and durable. A single lift ring allows safe and easy hoisting to the roof.

360 000 36" SWEEPER

The **GRIZZLY** 360 000 Power Sweeper sweeps to the left, right and straight ahead by simply moving the selector to the desired position. The brush is a 36" X 18" poly/wire mix to efficiently sweep both gravel and dust. The brush cover is reinforced and the control cables are easily adjustable.



370 000 36" SWEEPER

The 370 000 36" sweeper comes complete with a GX270 Honda engine. This sweeper can be easily manoeuvred and controlled. There are three sweeping positions with the steel and nylon brush producing a clean surface.



POWERED DECK EQUIPMENT**385 000 PRIMER SPRAYER***(AVAILABLE ON SPECIAL ORDER ONLY)*

This machine will spray asphalt primer on large jobs to eliminate the need to apply the primer with rollers. The GRIZZLY primer sprayer features a 20 gallon capacity tank with filling hole and removable top.

A pressure regulator allows adjusting the pressure to your various needs. The hose is 50' long and a 4 HP Honda engine powers it all.

**391 000 SEAM ROLLER**

An excellent way to seal your seams without air pockets or fish mouths. A rotating disc with rollers applies uniform pressure to the width of the seam pushing out air bubbles and pressing down fish mouths.

No more working on your hands and knees and no more backaches. This **GRIZZLY** seam roller features a Honda engine and a single lift ring for safety.




GRIZZLY™
GRIZZLY EQUIPMENT
1-888-325-9953

410 000 G41

How about a machine that can pick-up, push, sweep, tear-off, carry, move, dump, lift, dig, etc... and do it safely with minimal maintenance.

The G41 is the lightest machine in its class, while being very powerful. Its CH20S Kohler engine offers tons of torque and a 2 year commercial warranty.



ASK FOR THE BROCHURE!

It is also equipped with a universal attachment adaptor that allows the use of dozens of accessories.

The G41 features 4 independent hydraulic wheel motors that require no chains, and therefore no adjustments nor tensioning of these chains, eliminating the lag from loose chains. The controls keep their precision and the operator keeps working, reducing down time.

NEW !



410 200 BUCKET WITH HYDRAULIC GRAPPLER ATTACHMENT

Safety is enhanced by placing the operator on a platform at the back of the machine, allowing the operator to "Step-off" in case on an emergency.

The operator's feet are also protected from the machine's moving wheels and ergonomic levers permit comfortable and precise use of the controls.

This configuration also keeps the bucket away from the operator, keeping falling debris away from the operator's hands and head.

Maintenance is made easy by putting everything within reach.

Fork



Roof remover



Hydraulic sweeper



Bucket c/w hydraulic grappler



HOISTING EQUIPMENT**502 000 TT1000 HOIST**

The **GRIZZLY** TT1000 hoist has a 1000 lbs lifting capacity. Its front and rear legs are adjustable in height and its front leg has two gates.

The rear leg base is designed to receive **GRIZZLY** 597 000 counterweights (sold separately).

597 000
counterweights



The standard power unit features a GX270 Honda engine and a bearing mounted drum with pawl and spring, and a 200' x 3/16" aircraft cable. The engine is fixed to the chassis and a clutch mechanism, with idler, pulls the load up. The hoist is supplied with block, block with hook and pins.

503 500 HYDRAULIC POWER UNIT

For even more load control we suggest the optional **GRIZZLY** 503 500 hydraulic power unit featuring a 9 HP Honda engine and smooth starts and stops, better precision and powered descents.

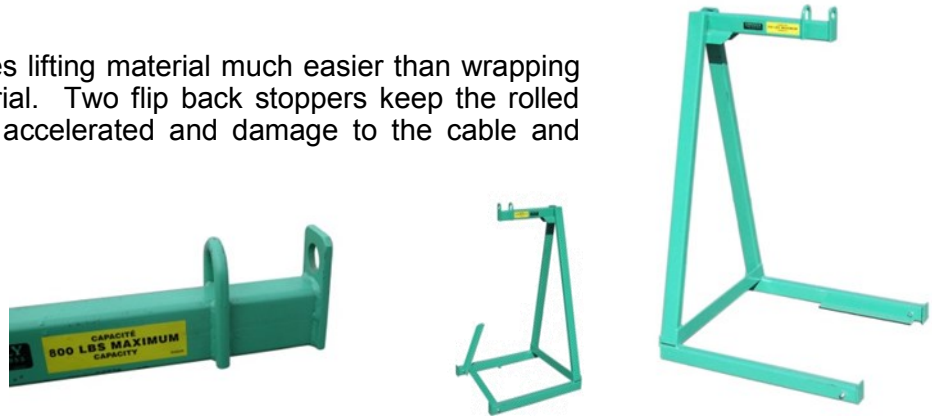


GRIZZLY™
GRIZZLY EQUIPMENT
1-888-325-9953

HOISTING EQUIPMENT

501 300 FORK

This **GRIZZLY** hoist fork makes lifting material much easier than wrapping a hoist cable around the material. Two flip back stoppers keep the rolled goods safely inside. Work is accelerated and damage to the cable and material is reduced.



501 450 SUPER GRAVEL BUCKET

The **GRIZZLY** super gravel bucket is a heavy duty bucket with a round base that will not damage the roof surface and that serves as a guide to the sliding door. Its funnel shape concentrates the dispensing of the gravel to avoid spilling the gravel to the sides of the wheelbarrow or gravel spreaders.

501 480 GRAVEL BUCKET

The **GRIZZLY** 800 LBS capacity gravel bucket is only 27-3/4" in height at the lip for easy loading. Its funnel shape with guided traps door makes it a sturdy piece of equipment.



501 490 GRAVEL BUCKET

The **GRIZZLY** 1600 LBS capacity gravel bucket is only 30-1/4" in height at the lip for easy loading. Its funnel shape with guided trap door makes it a sturdy piece of equipment.

LADDERS**511 000 250 LBS LADDER HOIST**

The **GRIZZLY** 250 LBS capacity ladder hoist is the ladder hoist of choice available in a 28' or 44' version with either GX160 Honda engine. The base section is reinforced every 4 feet for added lateral stability and the rungs are offset to give it more rigidity. The platform has nylon wheels to minimize wear on the aluminum. The sections are connected by a single splice plate per side to simplify its use. The power unit has a clutch and a brake system that is easy to adjust.

The ladder hoist comes complete with a power unit, platform, top bracket, pulley and sections.

A **GRIZZLY** 511 100 telescopic support is included with the 44' ladders.



512 500
Power unit

**512 000 400 LBS LADDER HOIST**

The **GRIZZLY** 400 LBS capacity ladder hoist is the ladder hoist of choice available in a 28' or 44' version with either GX160 Honda engine.

The base section is reinforced every 4 feet for added lateral stability and the rungs are offset to give it more rigidity. The platform has nylon wheels to minimize wear on the aluminum. The sections are connected by a single splice plate per side to simplify its use. The power unit has a clutch and a brake system that is easy to adjust.

The ladder hoist comes complete with a power unit, platform, top bracket, pulley and the sections.

A **GRIZZLY** 511 100 telescopic support is included with the 44' ladders.



GRIZZLY™
GRIZZLY EQUIPMENT
1-888-325-9953


511 050 / 512 050 GRAVEL BUCKET

Opens automatically as bucket reaches top of ladder.

511 050: 250 lbs capacity

512 050: 400 lbs capacity

WEIGHT: 511 050 40 LBS
 512 050 60 LBS



512 500

POWER UNIT FOR LADDERS

GX160 Honda engine

Fixed engine with idler clutch

Kevlar jacketed V-belt

3/16" X 130' aircraft cable

Can be installed on other makes of ladder hoists

WEIGHT: 511 500 125 LBS
 512 500 130 LBS


511 100 LADDER SUPPORT

Will help support the ladder when ladder is used at more than 28' or when ladder is used at greater inclination than normal.

Support is attached to the ladder at one end with the other end at the junction between the building wall and the ground so not to damage the wall surface.

- Telescopic



HOISTING EQUIPMENT**530 500 HAND HOIST**

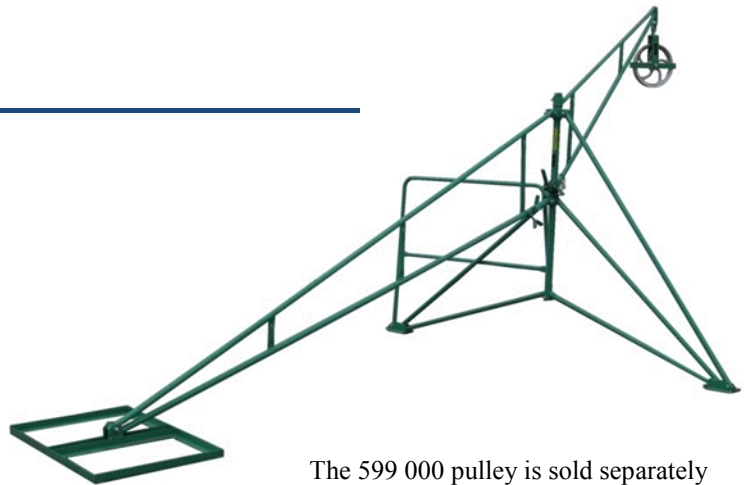
The **GRIZZLY** 300 LBS capacity hand hoist is ideal for lifting lightweight material and equipment quickly and safely to the roof.

599 000 gin wheel and 597 000 counterweights are required and are sold separately.

531 000 MANUAL SWING HOIST

On the 300 LBS capacity **GRIZZLY** swing hoist the boom and operator fence can be mounted so boom will swing left or right to unload material or equipment on the roof.

599 000 gin wheel and 597 000 counterweights are required and are sold separately.



The 599 000 pulley is sold separately

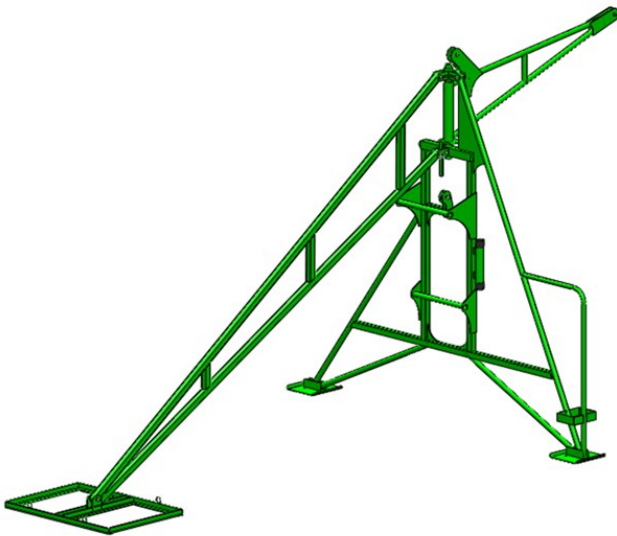
532 000 MECHANICAL SWING HOIST FRAME

This innovative swing hoist frame uses your own ladder hoist power unit to hoist merchandise to and from the roof.

The hoist will have 250 lbs. or 400 lbs. capacity depending on the power unit being used. If you do not own a power unit we suggest our model 512 500 which will give you 400lbs capacity.

This hoist is very practical because of it's light weight and ease of use. It will allow you to work in areas where the ladder hoist would not be the solution as for example on roofs that are more than 40 feet high.

18 counterweights (597 000) are required and sold separately, 16 on the rear leg and two on the front.



GRIZZLY™
GRIZZLY EQUIPMENT
1-888-325-9953

HOISTING EQUIPMENT

590 000 TRASH TRAY



GRIZZLY's 590 000 trash tray has a capacity of 1000 lbs and can be used with track hoists, swing hoists or cranes and is supplied with a sling that can be unhooked easily for emptying.

597 000 COUNTERWEIGHTS

GRIZZLY's 597 000 counterweights are made of a solid piece of steel for durability and fit perfectly inside the various **GRIZZLY** hoist bases.

They may also be used wherever a counterweight is required.

A hole is provided as a handle for ease of transport and they are stamped "55 lbs".

GRIZZLY counterweights will last a lifetime!



598 000 LADDER WHEEL

The **GRIZZLY** ladder wheel is made to be installed on 2 standard ladder rungs and the handle is used to push the ladder away from the roof in order to recuperate the merchandise being lifted.

Holes are provided if the use of spring pins would be needed.



599 000 12" GIN WHEEL WITH HOOK

All purpose gin wheel, can be used with 530 500 and 531 000 hand hoists.

- Heavy duty
- Aluminum wheel
- Ball bearings



www.alcor-inc.com
1-888-325-9953



KETTLES

601 000 ROOFLINE & ACCESSORIES

GRIZZLY offers a complete range of pipes, fittings and accessories for asphalt transfer.

NEW


Hot pipe support



601 001 + 602 001



601 201



601 100

603 000 45 GALLON PATCH POT

On small jobs the 45 gallon patch pot is a labour saving piece of equipment. The patch pot uses vapour propane and is ideal for small patch work, flashing curbs and vents.

The unit comes complete with: burner, hose, regulator, thermometer and 2" draincock.



615 000 160 GALLON KETTLE

Small in size, big in quality, the **GRIZZLY** 160 gallon kettle features a round tube factory tested heating unit that helps retain heat, one piece chimney cover, anti-splash dual lids, front industrial jack leg and rear stabilizer leg.

This kettle is ready to work with its burner hose and regulator, thermometer and 2-1/2" draincock.




GRIZZLY™
GRIZZLY EQUIPMENT
1-888-325-9953

THE MANUFACTURER RESERVES THE RIGHT TO CHANGE SPECIFICATIONS AND DESIGNS WITHOUT NOTICE.


KETTLES

All **GRIZZLY** kettles are built to offer years of dependable and productive service. The heart of any kettle is its heating unit. That is why all **GRIZZLY** kettles have heating units made of factory tested round pipe. All our kettles are loaded with standard features such as a GX270 Honda engine coupled to a 60 GPM pump and safety flow valve secured on three points, lockable one piece chimney cover, anti-splash lids and engine cover. An adjustable hitch, chains and brakes make towing safer and easier. Electrical wires are run through tubes and the side marker and fender lights are recessed for protection. Burners, hoses, regulator, draincock and thermometer are included.

625 000 - 300 GALLON



635 000 - 400 GALLON



650 000 - 600 GALLON



680 000 - 800 GALLON



TOOLS

801 000 TEAR OFF RIPPER

GRIZZLY's 801 000 tear off ripper is strong and efficient; it has reinforced handles and steel wheels. The blade can be installed facing up for storage and can be replaced if needed.



801 500 TEAR OFF RIPPER

The **GRIZZLY** 801 500 tear off ripper features semi-pneumatic wheels. It is longer and wider than the which offers more room and comfort for taller users. Its back is convex for added leverage when ripping.


802 000 / 803 000 SCRAPER



802 000





803 000



804 000 SKIMMER

This tool enables easy cleaning, skims debris from inside the kettle.

- Heavy duty construction



GRIZZLY™
GRIZZLY EQUIPMENT
1-888-325-9953

THE MANUFACTURER RESERVES THE RIGHT TO CHANGE SPECIFICATIONS AND DESIGNS WITHOUT NOTICE.

806 000 CORE CUTTER

With the **GRIZZLY** core cutter, you can take samples of roofs to quote and avoid surprises. Make sure you know what's there before you submit a price for the work you are going to perform.

This core cutter is very compact, it can be taken apart and all its parts fit inside the main tube



807 000 / 808 000 / 810 000 SEAM ROLLERS

GRIZZLY offers four models of seam rollers. Ideal to help you seam while standing up or to apply pressure to self-adhered membranes. The 18" seam roller is made of a single piece to avoid creating ridges in the membrane.



807 000



808 000



810 000

WEIGHT:

807 000:	16" seam roller (heavy)	92 LBS
808 000:	18" seam roller (full)	42 LBS
810 000:	6" seam roller (full)	16 LBS


814 000 UNIVERSAL ROLL CARRIERS

NEW!

This new tool is manufactured by **GRIZZLY** to moved heavy rolls onto the roof without injuries.

Used to carrying all rolls types; felt rolls, elastomeric membrane, TPO, EPDM, etc...

Sold in pairs



SAFETY EQUIPMENT**821 000 SAFETY BUCKET**

Heavy duty safety buckets specifically made to transport asphalt safely.

- « V » shaped into handle to automatically center cable or hook when lifting bucket.
- Bottom handle for emptying of bucket.
- Flat bottom
- Reinforced edge

**822 000 SAFETY BUCKET WITH LID**

Heavy duty safety buckets specifically made to transport asphalt safely.

- « V » shaped into handle to automatically center cable or hook when lifting bucket.
- Bottom handle for emptying of bucket.
- Flat bottom
- Reinforced edge

The 822 000 bucket is supplied with hinged lid for added safety and protection from splashing

**825 000 ROOF BRACKET**

Roof bracket for shinglers. Can be used on all slopes including 12/12 pitch. They can be removed without raising or damaging shingles.

- 2 X 10 45 deg.



GRIZZLY™
GRIZZLY EQUIPMENT
1-888-325-9953

SAFETY EQUIPMENT

851 000 SAFETY BASE C/W POST

Perimeter warning line system consisting of a post with hook and a base.

- Ideal for banners, safety tape or rope
- Can be dis-assembled for easy storage
- Can be used around kettles or tankers to keep pedestrians away.
- Can signal roof openings, restricted areas, etc.



Heavy duty plate



852400



852100



852300 & 852350



852200

852 000 GUARD RAIL SYSTEM

GRIZZLY is proud to propose a new guard rail post, stronger and versatile. The system is always made of two parts, the post and the clamp.

All you need to do is to tighten the clamp to the parapet wall and fix it mechanically, and then insert the post. Join the posts using 2 X 4 X 8' lumber.


Join the posts using 10' steel rail inside the lock pins.



If the use of clamps is not possible, the posts could be used alone by screwing them directly to the parapet wall or use the guard rail wall mount bracket.

861 000 HERCULES MOBILE ANCHORING SYSTEM

HERCULES is ready to use immediately when placed on the roof. The system can be easily installed and removed, since no assembly or counterweights are required compared to other systems in the market. Easily moved and set up by one person, this fall arrest system becomes stationary by simply raising the wheels.



ASK FOR THE BROCHURE

The **HERCULES** is suitable for roofers, tinsmiths, electricians, air conditioning or heating specialists and for all workers whose duties require them to work on a roof.

www.alcor-inc.com
1-888-325-9953



MODEL	DESCRIPTION	WEIGHT
101 000	MINI MOPPER 40"	80 LB
102 000	MINI MOPPER 36"	80 LB
104 000	MINI MOPPER 48"	80 LB
110 000	GRAVEL SPREADER	115 LB
121 000	MOP BUGGY	80 LB
140 000	LG18 TRAILER	190 LB
141 000	LG8 TRAILER	158 LB
144 000	UTILITY CARRIER	105 LB
145 500	INSULATED HOT TANK	72 LB
147 000	HOT STUFF CARRIER	165 LB
152 000	TYLT'N Go	120 LB
180 000	TRASH CHUTE HOPPER	100 LB
202 000	WHEELBARROW	67 LB
203 000	WHEELBARROW	86 LB
220 000	VOYAGER 1	50 LB
221 000	VOYAGER 2	75 LB
225 000	TRANSP. WITH SWIVEL REAR WHEELS	145 LB
227 000	TRANSP. WITHOUT REAR WHEELS	110 LB
230 000	ROLL CARRIER	230 LB
301 000	ROOF CUTTER (HONDA GX270)	205 LB
303 500	PIRANHA ROOF CUTTER (HONDA GX340)	245 LB
303 600	PIRANHA ROOF CUTTER (HONDA GX390)	245 LB
304 000	MINI CUTTER	165 LB
320 000	HYDRAULIC ROOF REMOVER	600 LB
330 000	WORKHORSE	325 LB
330 500	GRAVEL SPREADER	110 LB
330 700	DUMP TRAY	90 LB
332 000	HYDRAULIC WORKHORSE	490 LB
332 700	DUMP TRAY (HYDRAULIC WORKHORSE)	170 LB
333 000	WHEELS UNDER WORKHORSE	325 LB
340 000	PREDATOR	260 LB
350 000	ROOF PLANER	230 LB
370 000	36" SWEEPER (HONDA GX270)	385 LB
385 000	SPRAYER (WITH 50' HOSE & GX120 HONDA ENGINE)	525 LB
391 000	SEAM ROLLER	110 LB
410 000	G41	1190 LB
410 000	G41 WITH BUCKET	1310 LB
410 200	BUCKET WITH HYDRAULIC GRAPPLER	
412 000	HYDRAULIC SWEEPER FOR G41	210 LB
413 000	ROOF REMOVER FOR G41	140 LB
414 000	FORK FOR G41	140 LB
501 300	FORK	85 LB
501 450	SUPER GRAVEL BUCKET	60 LB
501 480	GRAVEL BUCKET 800 LB	105 LB
501 490	GRAVEL BUCKET 1600 LB	170 LB
502 000	TT1000 HOIST	565 LB

MODEL	DESCRIPTION	WEIGHT
502 500	TT1000 POWER UNIT GX270 HONDA	215 LB
503 500	TT1000 HYD POWER UNIT GX270	260 LB
511 000	250 LB LADDER HOIST 28'	236 LB
511 000	250 LB LADDER HOIST 44'	316 LB
511 050	GRAVEL BUCKET 250 LB	40 LB
511 100	LADDER SUPPORT	45 LB
511 500	POWER UNIT HONDA GX120	125 LB
512 000	400 LB LADDER HOIST 28'	282 LB
512 000	400 LB LADDER HOIST 44'	377 LB
512 050	GRAVEL BUCKET 400 LB	60 LB
512 500	POWER UNIT HONDA GX160	130 LB
530 500	HAND HOIST	110 LB
531 000	MANUAL SWING HOIST	125 LB
532 000	MECH. SWING HOIST FRAME	215 LB
590 000	TRASH TRAY	125 LB
597 000	COUNTERWEIGHTS	55 LB
598 000	LADDER WHEEL	15 LB
599 000	12" GIN WHEEL WITH HOOK	10 LB
601 100	HOT PIPE SUPPORT	
601 201	2-1/2" DRAINCOCK FOR 145 000, 174 000 & KETTLES	13.5 LB
603 000	45 GAL. PATCH POT	260 LB
615 000	160 GAL KETTLE	1100 LB
625 000	300 GAL. KETTLE	2002 LB
635 000	400 GAL. KETTLE	2300 LB
650 000	600 GAL. KETTLE	3498 LB
680 000	800 GAL. KETTLE	4980 LB
801 000	TEAR OFF RIPPER	62 LB
801 500	TEAR OFF RIPPER	50 LB
802 000	3-1/2" SCRAPER	7 LB
803 000	7" SCRAPER	9 LB
804 000	SKIMMER	6.5 LB
806 000	CORE CUTTER	3.5 LB
807 000	16" SEAM ROLLER (HEAVY)	92 LB
808 000	18" SEAM ROLLER (FULL)	42 LB
810 000	6" SEAM ROLLER (FULL)	16 LB
814 000	UNIVERSAL ROLL CARRIERS	11 LB
821 000	SAFETY BUCKET	8 LB
822 000	SAFETY BUCKET WITH LID	10.5 LB
825 000	ROOF BRACKET (WEIGHT FOR 12)	39 LB
851 000	SAFETY BASE C/W POST	20 LB
852 000	GUARD RAIL SYSTEM	19.5 LB
852 100	GUARD RAIL CLAMP	6.5 LB
852 200	GUARD RAIL POST	13 LB
852 300	GUARD RAIL 1-1/4" x 10' LOWER STEEL RAIL	7.5 LB
852 350	GUARD RAIL 1-5/8" x 10' UPPER STEEL RAIL	16.5 LB
861 000	HERCULES MOBILE ANCHORING SYSTEM	1000 LB



[illegible]



www.grizzlyequip.com