

SOPRAFIX



MECHANICALLY-FASTENED SBS SYSTEM


Tested according to CSA
A123.21-14 Standard

Quick and safe
installation

Excellent resistance
(elongation and puncture)

Superior waterproofing

Incomparable dimensional
stability



DUO SELVEDGE
TECHNOLOGY



1.877.MAMMOUTH
www.soprema.ca



HIGH PERFORMANCE

SOPREMA's High Performance roofing systems are designed with one basic criterion: durability.

In order to achieve this, the base sheets or cap sheets of these roof waterproofing systems include composite reinforcement.

COMPOSITE REINFORCEMENT

The composite reinforcement used in SOPREMA High Performance Systems combines the stability of glass mat and the exceptional properties of non-woven polyester to meet a basic criterion: durability.

Excellent resistance, since it combines the benefits of glass mat (stability) and polyester (elongation and puncture) reinforcements.

Incomparable dimensional stability despite frequent weather variations.

Better wind resistance than a system reinforced with a conventional polyester, whether virgin or recycled.

PLATINUM PRIVILEGE WARRANTY

As a testimony to the durability of High Performance waterproofing membranes, SOPREMA can offer a PLATINUM PRIVILEGE Warranty.

This can extend your warranty period to 20 years!



TESTS AND APPROVALS

ASTM D6162

SOPRAPHIX products tested in accordance with ASTM D6162 comply with the stringent standards recognized in Canada and the USA. The ASTM D6162 Standard evaluates the performance of SBS membranes with composite reinforcement for building roofing or waterproofing. These high standards are unquestionably a guarantee of quality.

CSA A123.21-14

SOPRAPHIX membranes tested according to CSA A123.21-14 Standard were subjected to 2,200 cycles, reproducing the actual dynamic load conditions due to wind on roofing systems.

FM 4470


Products, such as SOPRAPHIX, that receive FM approval have all passed a series of tests, including physical properties (hail, foot traffic, etc.), fire resistance and wind uplift tests (static method). Therefore, FM can then insure systems using SOPRAPHIX Products.

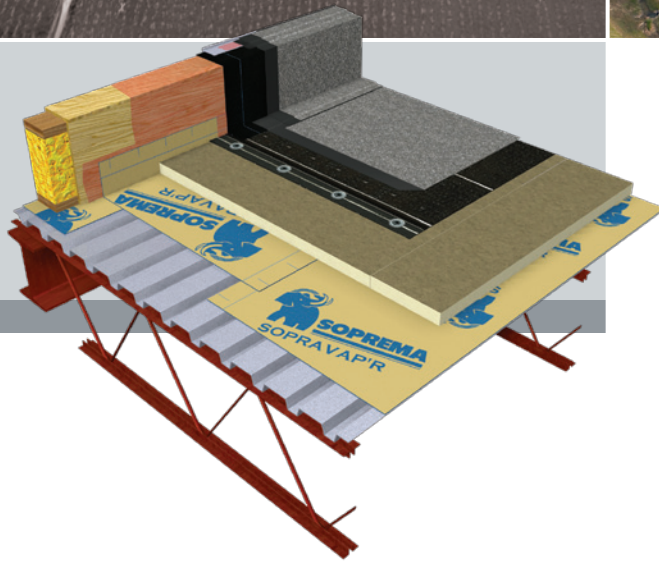

CGSB 37.56-M (9TH DRAFT)

Canadian General Standards Board (CGSB) is the federal government agency that established this standard. SOPRAPHIX membranes, which have successfully met a series of physical and mechanical property tests, meet this required National Building Code standard.

ULC-S107

Underwriters Laboratories of Canada (ULC) is an independent certification and inspection organization performing tests on products to ensure their safety. This certification is very important for a product like SOPRAPHIX. Indeed, all roofing membranes must be tested in compliance with ULC-S107 to be considered as conforming to the National Building Code.





The SOPRAFIX system is a double-layer roof system composed of a high-strength base sheet **mechanically fastened** directly on the insulation panels with SOPRAFIX screws and plates, and of a cap sheet, which can be:

- Heat-welded;
- Self-adhesive;
- Adhered with hot SEBS bitumen;
- Bonded with adhesive.

MECHANICALLY FASTENED HIGH PERFORMANCE BASE SHEETS

SOPRAFIX BASE 610 — Top face: thermofusible plastic film

SOPRAFIX BASE 620 — Top face: sanded

SOPRAFIX BASE 630 — Top face: thermofusible plastic film

DUO SELVEDGE
TECHNOLOGY

SOPRAFIX BASE 640 — Top face: sanded

DUO SELVEDGE
TECHNOLOGY

HEAT-WELDED HIGH PERFORMANCE CAP SHEETS

SOPRAFIX TRAFFIC CAP 660

SOPRAFIX TRAFFIC CAP FR-661

SOPRAFIX BASE 630

SOPRAFIX TRAFFIC CAP 660





SOPRIFIX SCREWS AND PLATES



DUO SELVEDGE
TECHNOLOGY

THE ONLY SBS SYSTEM WITH MECHANICALLY FASTENED BASE SHEET

- That meets the ASTM D 6162 Standard in North America;
- That is tested by an independent laboratory in compliance with CSA A123.21-14 Standard developed by the NRC.

QUICK AND SAFE INSTALLATION

- Very safe installation thanks to the DUO SELVEDGE technology exclusive to SOPREMA
- Quick installation, since it is a mechanically fastened system
- No support panel needed over approved substrates

DUO SELVEDGE TECHNOLOGY

For the safest installation, SOPRIFIX BASE 630 and 640 base sheets are provided with DUO SELVEDGE, a unique technology developed and patented by SOPREMA in 2004.

On the full width of DUO SELVEDGE, a percentage is sealed with self-adhesive, which protects components under the base sheet from torch flame. The remaining part is then safely heat-welded or sealed with a hot air gun or the SOPRAMATIC. This provides additional safety when the cap sheet is not installed immediately.

THE BENEFITS OF COMPOSITE REINFORCEMENT

- **Superior waterproofing**, due to the quantity of bitumen (**20% more**) contained in a SOPRIFIX system, compared to a system composed of membranes that are strengthened with a polyester reinforcement



POLYESTER REINFORCEMENT

- **Excellent resistance** since this composite reinforcement combines the advantages of glass mat reinforcements (stability) and polyester (elongation and puncture)
- **Incomparable dimensional stability**, despite the many temperature changes it must withstand

+ 20% MORE BITUMEN*



COMPOSITE REINFORCEMENT

- **Better wind resistance** than a system strengthened with conventional polyester, whether virgin or recycled

* in the SOPRIFIX system



SOPREMA

1.877.MAMMOUTH
www.soprema.ca